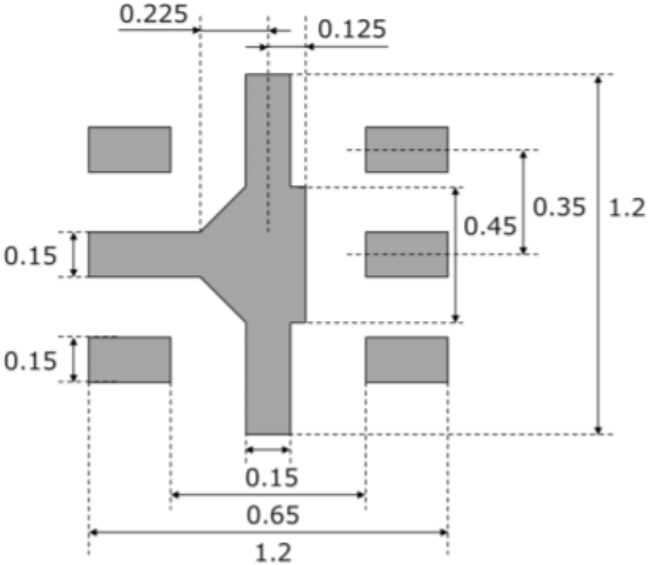


RFIC Switch Packages

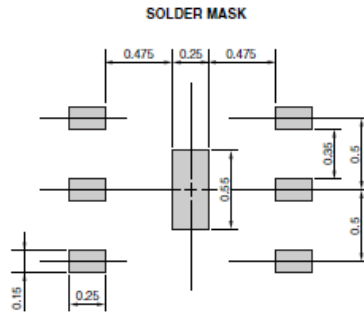
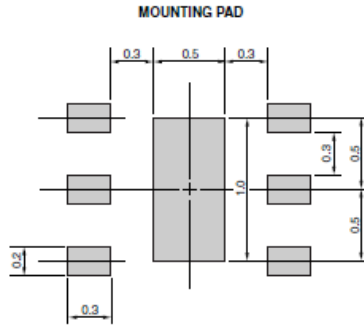
X2, X3, M2, M6 Layout Patterns

X2 Package PCB Layout Pattern Unit: mm



The PCB Layout Footprint in this document is for reference only.

X3 Package Mounting Pad and Solder Mask Dimensions Unit: mm

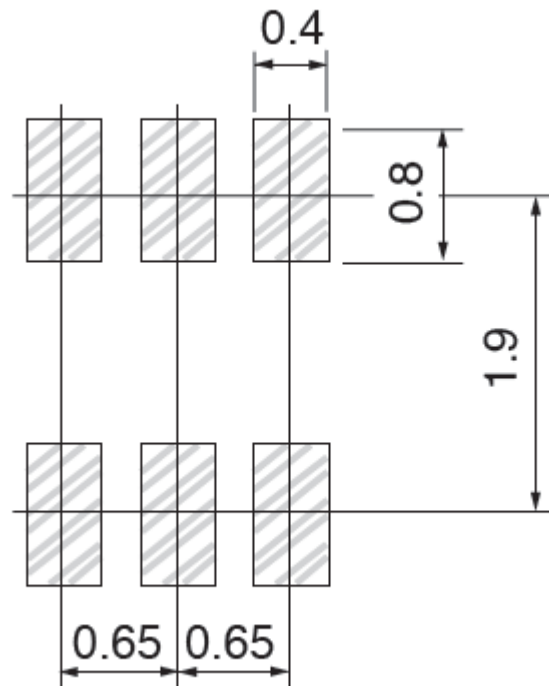


Solder thickness : 0.08 mm

Remark The mounting pad and solder mask layouts in this document are for reference only.
When designing PCB, please consider workability of mounting, solder joint reliability, prevention of solder bridge and so on, in order to optimize the design.

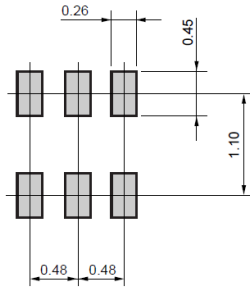
Recommended PCB Layout for M2 Package

units: mm



M6 Package Mounting Pad Dimensions Unit: mm

Rectangular Snip



Remark The mounting pad layout in this document is for reference only.