





# RF Components

## 2024 Selection Guide



**HIGH QUALITY AND RELIABILITY SINCE 1959**


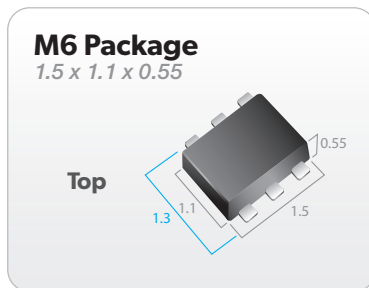

# RF Switches

 Focus Features


LOWEST  
TO HIGHEST 


Part Number	Type	Frequency Range [GHz]	Vcontrol [V]	# of Controls	Insertion Loss [dB]	Isolation [dB]	Compression point @ 3V [dBm] 2.5 GHz	Compression point @ 3V [dBm] 6.0 GHz	Control Current [uA]	Switching Speed [ns]	Logic For "ON"	Package Styles	Price Rank
CG2179M2	SPDT	0.05 to 3.0	1.8, 3.0, 5.0	2	0.45 @ 2.5GHz	26 @ 2.5GHz	+30 @ P0.1dB	—	1	50	Low	M2	①
CG2214M6	SPDT	0.05 to 3.0	1.8, 3.0, 5.0	2	0.35 @ 2.5GHz	25 @ 2.5GHz	+30 @ P0.1dB	—	1	50	Low	M6	②
CG2185X2	SPDT	2.0 to 6.0	1.8, 3.0, 5.0	2	0.35 @ 2.5GHz 0.40 @ 6.0GHz	28 @ 2.5GHz 26 @ 6.0GHz	+29 @ P0.1dB	+29 @ P0.1dB	2	50	Low	X2	③
CG2415M6	SPDT	0.5 to 6.0	1.8, 3.0, 5.3	2	0.35 @ 2.5GHz 0.45 @ 6.0GHz	32 @ 2.5GHz 26 @ 6.0GHz	+31 @ P0.1dB	+31 @ P0.1dB	5	100	High	M6	④
CG2163X3	SPDT	2.4 to 2.5 4.9 to 6.0	1.8, 3.0, 5.0	2	0.40 @ 2.5GHz 0.50 @ 6.0GHz	40 @ 2.5GHz 31 @ 6.0GHz	+33 @ P1.0dB	+32 @ P1.0dB	2	80	High	X3	⑤
CG2164X3	DPDT	0.05 to 6.0	1.8, 3.0, 5.0	2	0.50 @ 2.5GHz 0.60 @ 6.0GHz	23 @ 2.5GHz 15 @ 6.0GHz	+32 @ P0.5dB	+30 @ P0.5dB	2	30	Low	X3	⑥
CG2430X1	SP3T	0.1 to 6.0	1.8, 3.0, 5.0	3	0.50 @ 2.5GHz 0.60 @ 6.0GHz	28 @ 2.5GHz 25 @ 6.0GHz	+28 @ P0.1dB	+28 @ P0.1dB	2	80	High	X1	⑦
CG2409M2	SPDT	0.05 to 3.8	1.8, 3.0, 5.0	2	0.42 @ 2.5GHz	30 @ 2.5GHz	+36.5 @ P0.1dB	—	7	100	High	M2	⑦
CG2409X3	SPDT	0.05 to 6.0	1.8, 3.0, 5.0	2	0.40 @ 2.5GHz 0.55 @ 6.0GHz	32 @ 2.5GHz 34 @ 6.0GHz	+37.5 @ P0.1dB	+37.5 @ P0.1dB	7	100	High	X3	⑦
CG2176X3	Absorptive SPDT	2.3 to 2.7 3.3 to 3.8 4.9 to 5.85	1.8, 3.0, 5.0	2	0.45 @ 2.5GHz 0.55 @ 5.8GHz	30 @ 2.5GHz 22 @ 5.8GHz	+37.5 @ P0.5dB	+37.5 @ P0.5dB	16	100	High	X3	⑧

## Package Styles and Dimensions (mm)



# RF pHEMTs (GaAs FETs)

 Focus Features


LOWEST  
TO HIGHEST 

Part Number	Test Frequency [GHz]	NF/GA Bias		NF [dB]	GA [dB]	I <sub>DSS</sub> [mA]	Package Styles	Price Rank
		V <sub>DS</sub> [V]	I <sub>DS</sub> [mA]					
CE3514M4	12	2.0	10	0.42	12.2	47.5	M4	①
CE3512K2	12	2.0	10	0.30	13.7	47	K2	②
CE3521M4	20	2.0	10	0.70	11.9	40	M4	③*
CE3520K3	20	2.0	10	0.55**	13.8	40	K3	④
CE3524K3	24	2.0	10	0.84	13.4	40	K3	⑤

\* Lowest price 20GHz device

\*\* Best NF 20GHz device

## Package Styles and Dimensions (mm)



## CEL ADVANTAGES



LOWER COST



HIGHER PERFORMANCE



TECHNICAL SUPPORT



JAPANESE QUALITY



For a complete list of sales offices, representatives and distributors, Please visit our website: [www.cel.com/contactus](http://www.cel.com/contactus)

## ABOUT CEL

CEL (California Eastern Laboratories) is an engineering, sales and marketing company focused on RF and Optical Components as well as Wireless connectivity Solutions.

CEL serves designers, OEMs and contract manufacturers in various RF, Wireless and Optical markets. With over 55 years experience in high frequency design, customer support and fulfilment, CEL is ideally positioned to provide its customers with a stable supply of products to meet their specific needs.

CEL maintains extensive inventories and provides engineering and applications assistance at its technical centers in Santa Clara, CA., Buffalo Grove, IL and Lafayette, CO. CEL supports customers through sales offices, sales representatives and distributors in numerous locations.

## CONTACT US



Learn more  
[www.cel.com](http://www.cel.com)



RF Components: [rf@cel.com](mailto:rf@cel.com)



(408) 919-2500



5201 Great America Pkwy, Suite 320  
Santa Clara, CA 95054